

The Very Hungry Caterpillar

If you have a copy of the story at home please read and share together. If you type in 'The Very Hungry Caterpillar Makaton' into YouTube, the singing hands duo read and sign the story. Your child will love to join in with the signs.

We have been focussing on counting the fruit he eats— 1 apple, 2 pears, 3 plums etc

If you have any of the fruits at home we have been exploring taste and texture—encourage your child to explore the fruit, smelling, feeling and tasting it.

We have been learning the signs for each fruit too— encourage your child to show you!

Art Activity of the Week

Music Bottle Shaker



<https://www.youtube.com/watch?v=fZjywurvgEE>

Use dried pasta/grains and an old plastic bottle to make an easy music instrument

Hello! I will send you a new one of these every week with activities you can do. There are also a pack of symbols on the next page that you can print out and use to help structure your day.

If you need anything at all please get in touch with school and I will help you in anyway that I can,

Take care, Stay safe ,

Becky x

Messy Play Activity of Week

Shaving Foam and Glitter

Ok this is messy and may not be for everyone! Using a tray squirt the shaving foam and mess it around before sprinkling glitter in and then just get exploring!

If you don't like mess you could do this in the bath therefore just washing all of the mess away easily when you are done!

Alternatively you can hide items in the foam and then try and find all of them.



Sensory Number Song of The Week

10 Green Bottles

Counting and ordering numbers from 10 to 1.

If you have old plastic bottles simply draw numbers on them if not use the resource pack below.

<https://www.twinkl.co.uk/resource/t-t-1788-ten-green-bottles-cut-outs>

You can sing the song or alternatively you could play the video every other day for a change

<https://www.youtube.com/watch?v=T0ooQv7oHvw>

Craft Activity of The Week

Home Made Playdough

Home made play dough is easy to make and does not require any extra shopping!



There is a fantastic basic recipe on the BBC website below:

<https://www.bbcgoodfood.com/howto/guide/playdough-recipe>

Interactive Technologies

<https://www.helpkidzlearn.com/>

Use the above link to lots of interactive resources for laptop and iPad— you can connect a laptop to a TV using an HDMI cable to make it much bigger. You can sign up and get around 20 resources free – we use this everyday in class and all of the pupils love it.

Free Apps of the Week for both android and iPad

Cbeebies Playtime Island, Cbeebies Story Time, Cbeebies Get Creative


All three of these apps are free and provide a range of interactive educational activities.



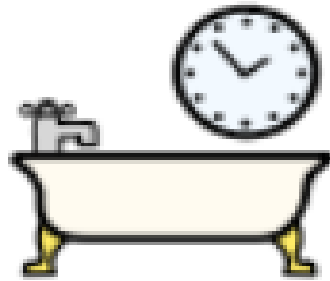
Dinner



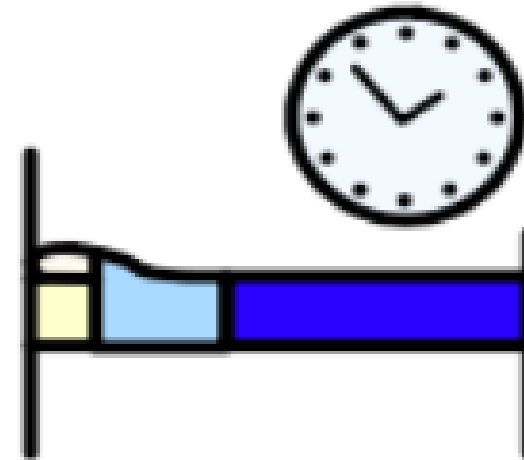
Breakfast



Outside




Bathtime



Bedtime



Television




Messy Play



Story

123


Number




song



Play Dough



Tablet



Craft



Time