



Home activities – Hanna’s Class

Week 2 6.04.2020

Hello, I hope that you are all keeping well and found last week’s activity pack useful. This week’s has an Easter focus!
Enjoy.

What stories have you been reading? Why not have a little tea party with your teddies and share stories together?

Please do not hesitate to get in touch with school if you would like any further activity ideas, help or support.

Hanna 😊

Weekly Story

Jasper’s Beanstalk



<https://www.youtube.com/watch?v=A40IrJWXfjs>

- Make a beanstalk together
- You will need: a cardboard tube, green paint, tissue paper and leaves made from paper.



Art activity of the week



There is a template attached below. You could either make Bunny puppets or Bunny card!

Number Songs of the Week

Top Marks has a lovely Easter themed counting activity.

<https://www.topmarks.co.uk/learning-to-count/teddy-numbers/easter>

Please find below an Easter egg counting activity. Encourage your child to count the eggs and then help them to select the right numeral. If you don’t have a printer at home, download this activity onto your phone, iPad or tablet.

We enjoy Super Simple Learning maths songs on YouTube:

https://www.youtube.com/watch?v=V_lgJgBbqWE

Phonics

The children enjoy practising the letter sounds to this video.

https://www.youtube.com/watch?v=BE_LlZKpi1Zs

Practise the signs too:

<https://www.youtube.com/watch?v=YR0k4XlwUG8>

P.E

Cosmic Kids is a great way to get moving and to practise Yoga to stories!

https://www.youtube.com/results?search_query=cosmic+kids

Easter Bunny Dance!

Can you move like the Bunny!? Have fun!

<https://www.youtube.com/watch?v=hb9tt7LiYrc>

Sit Up Song

We enjoy this movement song and do it daily.

<https://www.youtube.com/watch?v=JY->

Messy Play Activity of Week

Chocolate Baskets



You will need:

A mixing bowl, spoon, cupcake cases, 200g milk chocolate and 85g of cereal of your choice

Get an adult to melt 200g of milk chocolate, let it cool a bit then then add it to 85g of cereal with your child. Encourage them to mix the chocolate/cereal together and add the mixture to the cases (cornflakes, rice crispies, crushed Weetabix or shredded wheat).

Sensory/Music

Easter songs

Practise your Makaton sign language together with Mr Tumble to Hop Little Bunnies. Can you hop around like a Bunny?

<https://www.youtube.com/watch?v=VY4joloPf80>

The children love Singing Hands, who sign the songs using Makaton. Please practise your Makaton signing together along to their songs.

<https://www.youtube.com/user/SingingHandsUK>

Interactive Technologies

<https://www.helpkidzlearn.com/>

Use the above link to lots of interactive resources for laptop and iPad– you can connect a laptop to a TV using an HDMI cable to make it much bigger. You can sign up and get around 20 resources free – we use this every day in class and all of the pupils love it.

Free Apps of the Week for both android and iPad

Cbeebies Playtime Island, Cbeebies Story Time, Cbeebies Get Creative

All three of these apps are free and provide a range of interactive educational activities.

Homemade Saltdough decorations

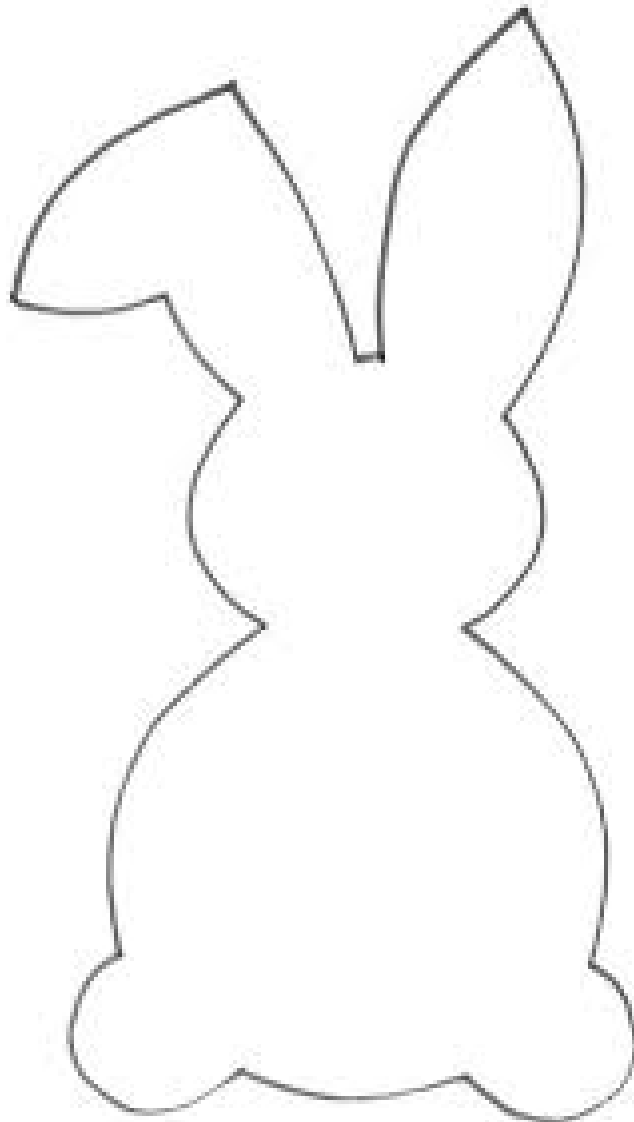
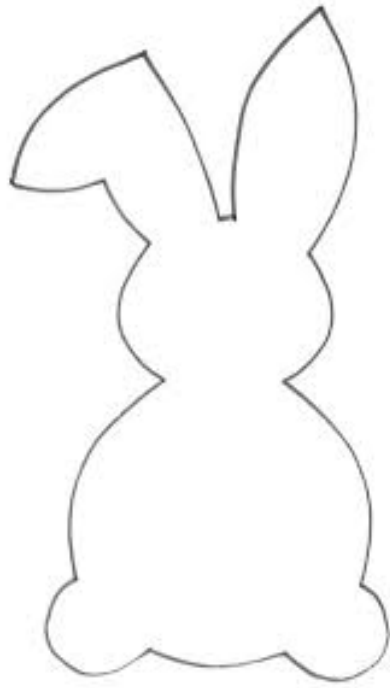


You will need:

- 1 Cup of plain flour
- ½ a cup of salt
- ½ a cup of water

<https://rainydaymum.co.uk/the-quickst-ever-salt-dough-recipe/>

If you have Easter themed cutters, why not make an Easter garland or Easter decorations? The children enjoy rolling with playdoh at school so I am sure they will enjoy this activity and the process of making their own decorations. ☺



easy paper craft

BUNNY PUPPETS

www.theartkitblog.com



free printable template



2

1


4



2

1

3



3

1

5



2

4

6



6

4

5



6

2


5



6

8


7



5

10

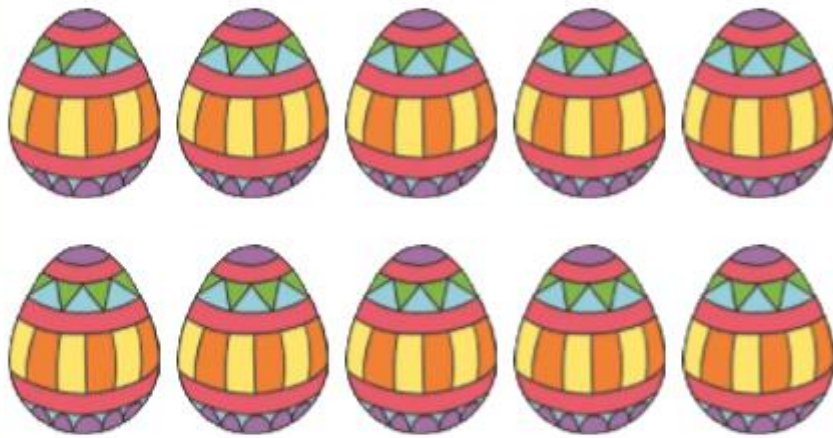
8



10

9

5



10

6

5