



Home activities – Hanna's Class

Week 5 27.04.2020

Hello, I hope you've all had a lovely week and have been enjoying last week's activities.

This week I am going to make some videos and send them to you. Please take photos of you doing activities at home to share.

Please continue to watch the Phonics videos and do not hesitate to get in touch with school if you would like any further activity ideas, help or support.

Hanna 😊

Weekly Story

Jasper's Beanstalk



<https://www.youtube.com/watch?v=A40lrJWXfjs>

Watch the story together and ask questions together.

Mark Making – Dinner list

Why not encourage your child to take dinner orders for your family? Discuss what you'd all like for dinner/tea and get your child to make marks on paper to represent what you or your family have asked for on. You can scribe and write what their mark means. If your child can write their name, encourage them to do so.

Art activity of the week



Painting shapes. Draw a square, circle, rectangle and circle on paper. Use four different paint colours and get the children to paint each shape a different colour! Ask them to identify the shapes when they're finished.

Number Activity

Feed and order the fish!!

This activity is simple to make, draw and cut out 5 fish. If your child is working 1-10, then cut 10 out. Make sure you write the numerals on.

Activity 1: Order the fish. Encourage the children to sequence the fish in the correct order, 1-5 or 1-10.

Activity 2: Feed the fish! Using cereal or sweets, get the children to give the fish the correct amount of food.



Phonics

The children enjoy practising the letter sounds to this video.

https://www.youtube.com/watch?v=BE_LlZKpi1Zs

Practise the signs too:

<https://www.youtube.com/watch?v=YR0k4XlwUG8>

Number song activity: 5 Little Fish

Using your fish, line them up 1-5 and sing this to the tune of 5 Little Ducks. 5 little fish went swimming one day, over the reef and far away, mummy fish went flap, flap, flap, flap and 4 little fish came swimming back.

I have attached the signs to use below.

Take a fish away each time one swims away!

Enjoy!!

Messy Play Activity of Week

Chocolate Mug cake!



This is a great way to make a little cake with the children without having to use too many ingredients. Get them to help you measure the ingredients out and mix them together. This is great activity for following instructions and fine motor skills.

You will need: 35g plain flour, 2 tablespoons cocoa powder/drinking chocolate, 2 tablespoons granulated sugar, pinch of salt, 60 grams of milk, 2 tablespoons vegetable oil, 1 tablespoon chocolate spread/chocolate chips or chopped chocolate

1. Mix the dry ingredients in a large mug
2. Mix the wet ingredients in until there are no lumps
3. Put the chocolate spread, chocolate chips or chopped chocolate into the middle
4. Get an adult to put it in the microwave for 70 seconds. Let it cool before the children taste it.
5. Enjoy!

Interactive Technologies

<https://www.helpkidzlearn.com/>

Use the above link to lots of interactive resources for laptop and iPad– you can connect a laptop to a TV using an HDMI cable to make it much bigger. You can sign up and get around 20 resources free – we use this every day in class and all of the pupils love it.

Free Apps of the Week for both android and iPad

Cbeebies Playtime Island, Cbeebies Story Time, Cbeebies Get Creative

All three of these apps are free and provide a range of interactive educational activities.

P.E

Cosmic Kids is a great way to get moving and to practise Yoga to stories!

https://www.youtube.com/results?search_query=cosmic+kids

One Little Finger

<https://www.youtube.com/watch?v=eBVqcTEC3zQ>

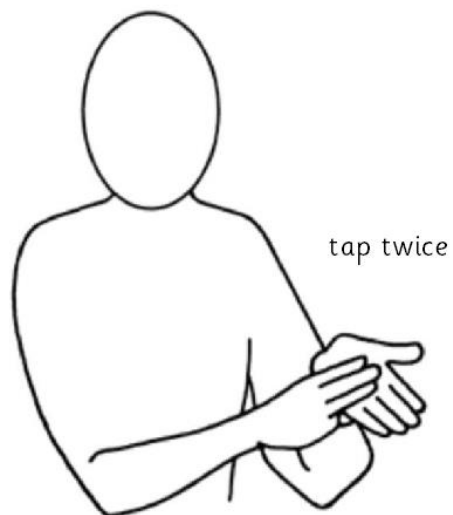
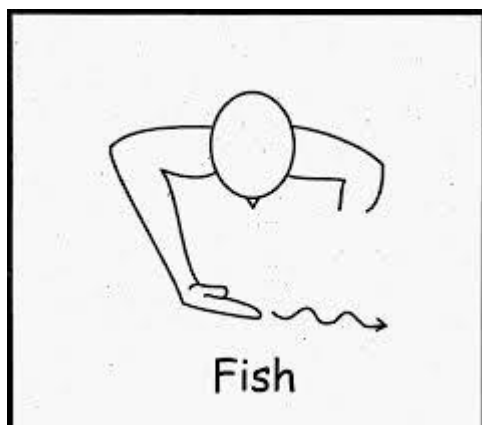
The children enjoy the above movement song.

Sit Up Song

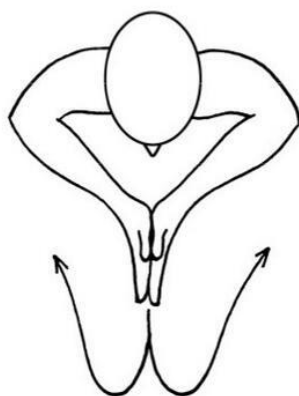
We enjoy this movement song and do it daily.

<https://www.youtube.com/watch?v=JY->

Here are the Makaton signs to use when singing 5 Little Fish. I will send a video of me singing the song so that you can see how to do the signs.



Mother/Mum



Swimming