


English

Before you start your English activities, play the following song, this gets us ready for our learning.

<https://www.youtube.com/watch?v=saF3-f0XWAY> use the alphabet card from your home pack.



Chocolate Mousse for Greedy Goose

This week's story is all about lots of animals wanting a taste of the chocolate mousse—a story that will remind us of the chocolate treats that will soon be with us for Easter!

Before you begin the story, ask children what they think the book will be about and which characters might appear in the pictures. The author, Julia Donaldson, also wrote 'The Gruffalo' so you could remind the children about this too.

<https://www.youtube.com/watch?v=7hcwdrJR1c4>

After watching the story a couple of times, you can now talk about it together and ask some questions to check good listening.

Questions to ask : Were you right about the characters in the book? Which animal is your favourite?

Who is greedy in the story? Which animal is helpful? Can you think of a time where you wanted to lick the bowl after baking?

Now, look at the last page where all the animals are asleep, can you remember all the animal names. Listen to the story again and check if you're right!

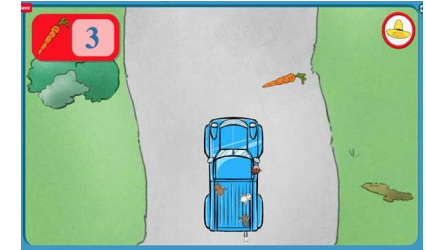
Maths

In class, we always play a number song before maths so children know their number learning is about to start. Use the number line from your home pack.

Number to 20 song <https://www.youtube.com/watch?v=Aq4UAss33qA>

Tablet friendly counting game. Use the link to play an Easter bunny counting game to 50! You will need to put the number in your head to count on.

<https://pbskids.org/curiousgeorge/busyday/drive/>



Challenge : sing along to this song and count to 30 https://www.youtube.com/watch?v=_SHIY9fzQd8

Now, using your number line count **backwards** from 30. Touch each number as you say it.

Hello!

Here are your Week Two learning ideas.

This week, I have shared a new story for our class which I am sure the children will enjoy .

Please continue to listen to the phonics sounds below as often as you can. We usually practise these every day in class.

If you need any further support or if you have any questions please ring school and I will help you where I can.


Please use the activity prompt cards to prepare your child for play and work if you need them.

Michelle

Phonics

We have been working really hard to remember how to say each letter sound correctly. This helps when we break a word up to read it,

The following video will help to remember how to say each sound.



We use the words 'bouncy' and 'stretchy' when describing these sounds.


The little girl in the video is not from our area and the way she says 'o' and 'u' is different to how we say it !

<https://www.youtube.com/watch?v=hCBzNnSSxds>

Writing

First, write your name. Now think about the first sound in your name. The first sound in my name is **M** for Michelle.

Watch the phonics video <https://www.youtube.com/watch?v=hCBzNnSSxds>



Think about the animals in the story and the first sound in their names.

Write the first sound for each of the animals names: (read these words out to your child) seal, cow, pony, gazelle.

Use your alphabet card to help you write the letter.

Challenge: Think about the sounds **ch ck sh th**

Can you hear the sounds in these words from the story? (read these words to your child)


chimp yuck moth duck shetland

Write the words, then check your spelling from the story video.

Easter

Use the link below to learn the Makaton sign for Easter.

https://www.youtube.com/watch?v=6Kt_aS45rmw



Art Activity of the Week

Draw your favourite food

Think about:


is it healthy?

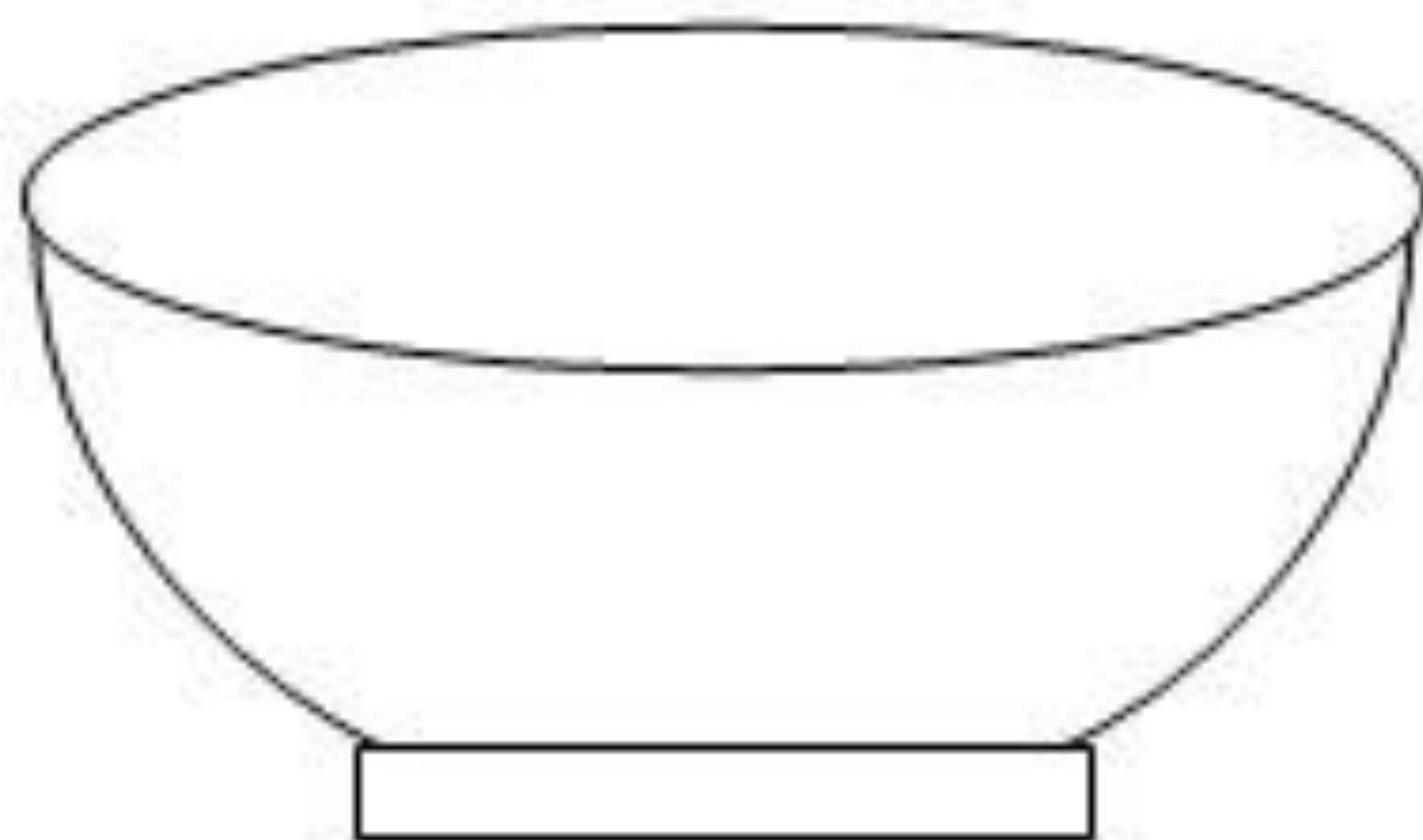
Is it a treat?

Use the attached plate copy from or print.



or bowl template to








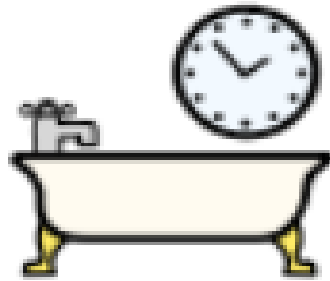
Dinner



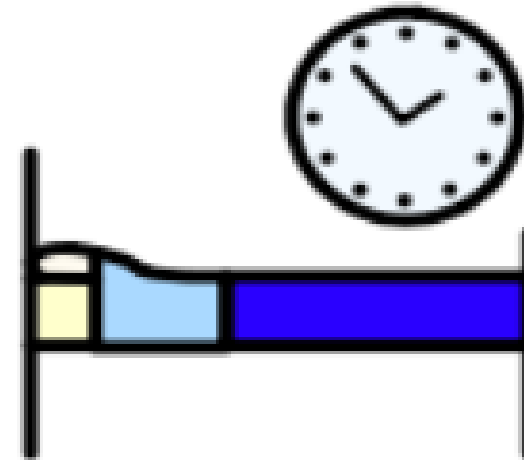
Breakfast



Outside




Bathtime



Bedtime



Television




Messy Play



Story

123


Number




song



Play Dough



Tablet



Craft



Time