


## English

# This week's story is 'Goldilocks and the Three Bears'



I am going to send you a video of me reading the story from my home.

Talk about what you can remember about the story.

The characters are: Goldilocks, Father Bear, Mother Bear and Baby Bear.

Think about what happens at the beginning and the end of the story.

## Maths

This week, we are going to practise using words that describe size.

First, watch the video: <https://www.youtube.com/watch?v=tYVBQwzzfgk>

Think about: The porridge bowls in the story



large



medium



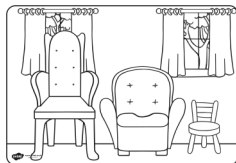
small

Look in your house for three objects. These could be toys, cups, tins of food or books. Can you use the words **large**, **medium** or **small** to describe them?


Can you line them up from smallest to largest?

## Art Activity of the Week

I have attached some pictures to print and colour.



You could also make some puppets for the story using the coloured pictures I have attached. Or you could draw some bear shapes yourself and colour them in



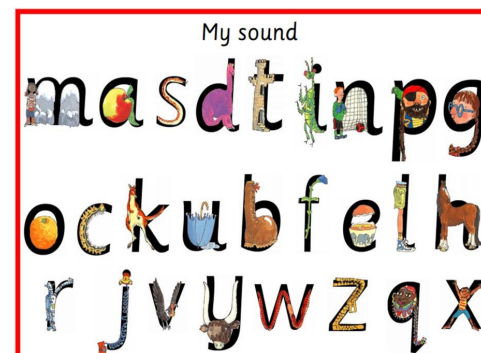
Hello!

Here are your Week Five learning ideas.

I am going to make a video of the story and send it to you.  
I hope you will send me things too and we can continue to learn together.

As always, please listen to the phonics sounds below as often as you can.


If you need any further support or if you have any questions please ring school and I will help you where I can.



<https://www.youtube.com/watch?v=hCBzNnSSxds>

## Writing

Once you have seen the video of me reading the story, you can use your puppets to re tell it too.



Try and use some story words like:

Once **sunny day** at the beginning  
and **suddenly** when Goldilocks falls off her chair!

Draw pictures of your favourite part of the story and talk about what is happening in your picture.

**Challenge:** Write the story yourself. I would love to see your writing.!

