




Home Activities- Zahida & Shelia's Class- Week 6



Story of the week

Our story this week is Walking Through The Jungle.



<https://www.dailymotion.com/video/x60eds3>

<https://youtu.be/0EK1eOw0pSI>

Story sharing time

Follow a small child as he walks, creeps, leaps, and swings through the jungle in this lively adaptation of a familiar nursery rhyme. And what does he see? Wild animals! A snake, a tiger, and an elephant—to name a few— each hissing, growling, or trumpeting. Could they be following him? Hope they're not hungry! Full of thrilling exotic noises and bright tropical colours. The text rhymes so ask the children to join in repeated phrases. There are plenty of actions in the book such as swinging in the trees with the monkeys and wading through the swamp with the crocodiles, which would be fun to do.

Jungle Lion Mask



Here is a fun activity that I am sure the children will love doing. It is simple and does not need many resources.

All you will need to make your own lion mask is:

- A paper plate
- Some orange and yellow coloured paper.

Instructions

- Cut a circle from the centre of the paper plate.
- Cut strips of yellow and orange paper, (roughly 10cm long)
- Glue the strips to the outside of the paper plate, and allow to dry.



Let's count the steps



Here is a fun maths activity where children count jungle footprints.


The children need to follow the animal's footprints and count them to see how many prints each animal makes.

Ask the children which animal made the most footprints.




As an extension activity the children could make footprints in playdough with their toy figures and count.

Walking through the Jungle Song



<https://youtu.be/plvY0quSyJg>

Jungle colouring




I know the children in our class love to mark make and particularly love to colour at choosing time.

As this week is all about the jungle animals, I have added some animal pictures for the children to colour.

Hope they enjoy the jungle fever!

Jungle Patterns



I have added a repeating pattern activity for the children. They can cut out the animals on the bottom row and use them to complete the jungle animal patterns.

Give me some stripes!

I have added a link jungle themed playdough mats for the children to use. They can use their playdough to give the tiger stripes or help the leopard find his spots.




















Hope this activity keeps the children entertained.

<https://www.twinkl.co.uk/resource/t-t-1129-jungle--rainforest-playdough-mats>

Name: _____ Date: _____

Can you complete the patterns?

Cut out and use to complete the patterns.

						
---	---	---	---	--	---	---



Walking In The Jungle

From Super Simple Songs - Animals

My name is _____

How many steps?



toucan




monkey




frog

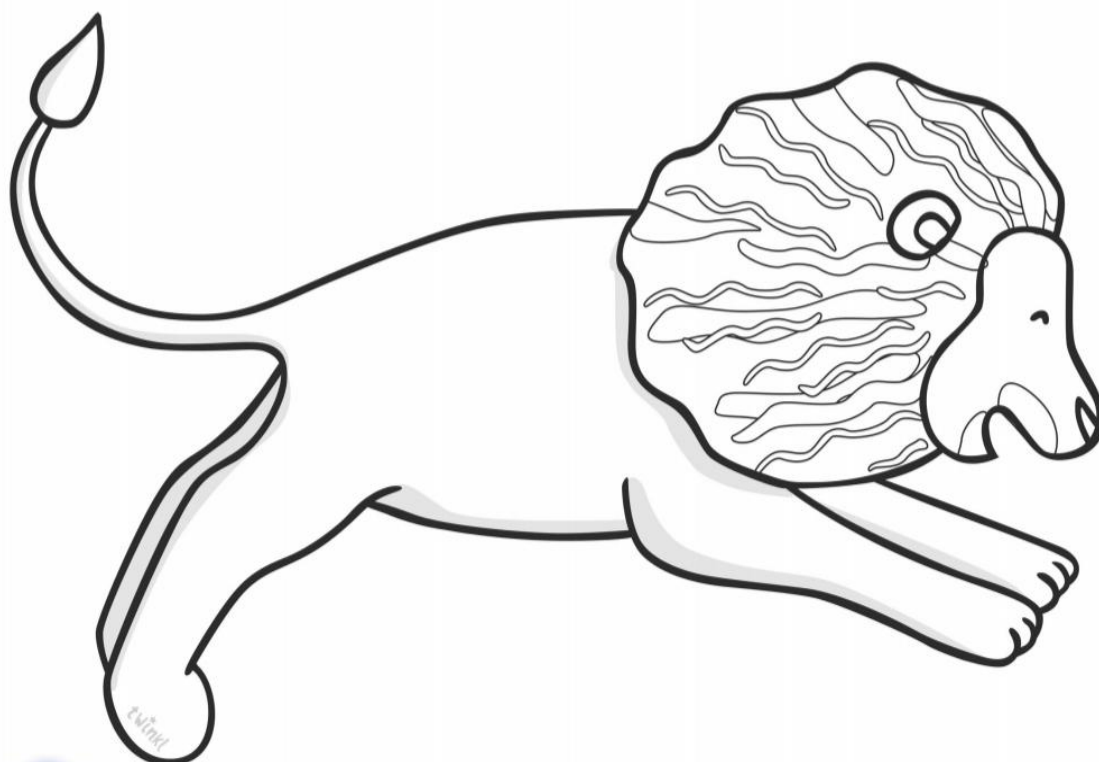


tiger






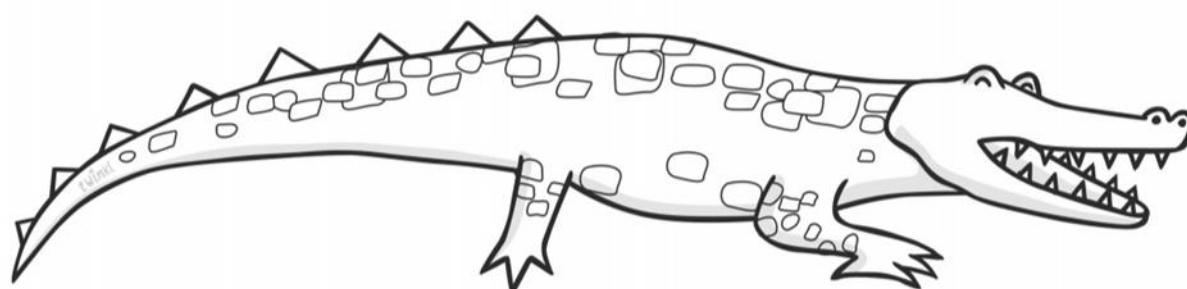
www.twinkl.co.uk
Copyright © 2010 twinkl Ltd



www.twinkl.co.uk
Copyright © 2010 twinkl Ltd



www.twinkl.co.uk
Copyright © 2010 twinkl Ltd



www.twinkl.co.uk
Copyright © 2010 twinkl Ltd