


English

This week's story is 'Whatever Next!'

by Jill Murphy

Watch the story: <https://www.dailymotion.com/video/x5wvke7>



Activities:

1. Use one of your teddy bears or cuddly toys to help you retell the story.
2. Draw pictures of your favourite part of the story.
3. Talk about why Mummy Bear says "Whatever Next!"
4. Think about -how do you know the story is fiction (made up)?

Maths

Use Numberblocks to make and play with numbers. Click the link.

<https://www.bbc.co.uk/games/embed/cbeebies-numberblocks-ivor?exitGameUrl=https%3A%2F%2Fwww.bbc.co.uk%2Fcbeebies%2Fgames%2Fnumberblocks-make-and-play>



1. Choose the number you want to make and play with.
2. Find that number of objects. This could be toys, sweets, pieces of pasta or anything else you can think of.
3. Add 1 more to the number of objects. How many do you have now?
4. Take 1 away from the number of objects. How many do you have now?

Don't forget to touch each object when you count!

Art Activity of the Week


Make a rocket so your bear can go to the moon!



The link below will show you how...

<https://www.youtube.com/watch?v=Z3mHbl96Aqw>

Do you remember our topic about the planets?



Listen to the song below to remind you about the planet names.

<https://www.youtube.com/watch?v=F2prtmPEjOc>

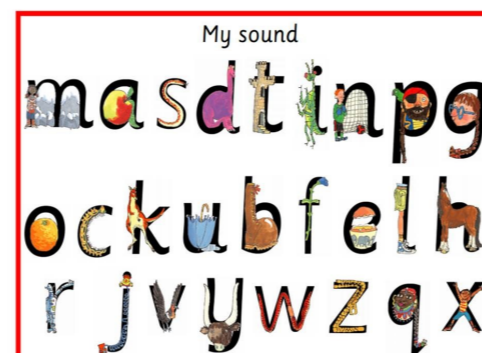
Hello!

Here are your Week 8 learning ideas.

As always, please listen to the phonics sounds below as often as you can.

If you need any further support or if you have any questions please ring school and I will help you where I can.


Thank you,
Michelle



<https://www.youtube.com/watch?v=hCBzNnSSxds>

Writing

If you went to the moon, what would you take?



Think about the things that are important to you.

Make a list. Remember, a list goes **down** the page.

Here is my list:

Photo of my family
Flask of tea
Pillow
Dressing gown

