




Home Activities- Zahida & Shelia's Class- Week 11



Story of the Week



Our story this week is Peace at Last. It is a popular children's story and is filled with environmental sounds. The children will enjoy imitating the sounds.


<https://m.youtube.com/watch?v=9U9y35kWBvM>

Let the children listen to the story a few times and then you could talk about what's happening in the story and ask them some simple questions.

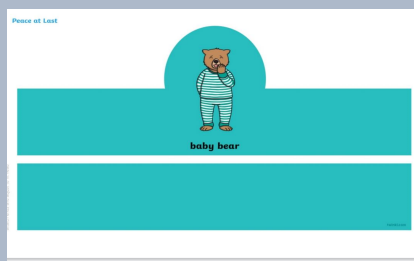

Read the story

1. Who was tired?
2. Why couldn't Mr Bear sleep?
3. Where did Mr Bear go?
4. What was Baby Bear doing?
5. What happened in the living room, kitchen and garden?
6. What happened when Mr Bear finally got to sleep?

Mr Bear, Mrs Bear and Baby Bear role play Headbands



I have added copies of these role play headbands so that the children can engage with the characters in the story. You can ask the children what each character is doing/feeling and why? (Baby bear might be excited because he is playing with his plane) The children can choose to be dad, mum or baby and act out the story. Parents and siblings might want to wear a headband and join in a bit of role play too!



Bear snack



You can use any kind of cracker to make this simple bear snack with your child. They will enjoy adding the features to create their own bear face. All you will need to do is cut a marshmallow in half for the nose and then add mini marshmallows for the ears. You can use chocolate chips for the eyes and tip of the nose. Use a bit of jam to stick down the features. Then enjoy!



Teddy Bear Dot-to-Dot


Here is a fun activity that will help develop children's pencil control. It also supports them with number recognition and ordering. Ask the children to help you complete teddy's face by following the numbers with their pencil.



Once the children have finished completing teddy's face, they might enjoy colouring him in too!

Describing your teddy

My teddy bear is...

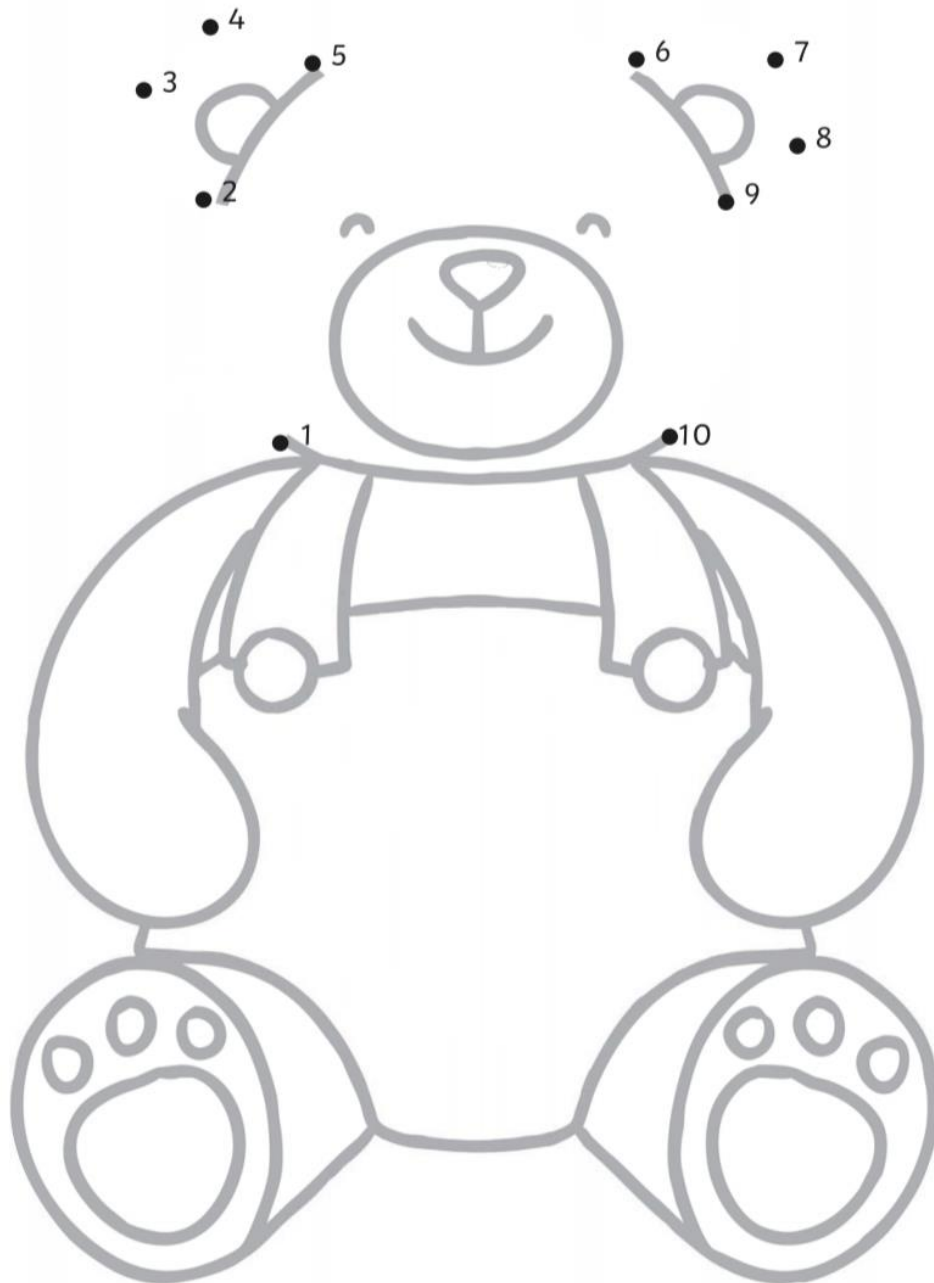


This is a good activity to help the children to learn and use describing words. You could ask the children about the a bear in the story or a teddy they might have at home. Get them to hold their own teddy bear. Encourage them to use sensory words. "What does he/she look like, feel like, smell like..... You could get the children to mark make on the lines or you could write down they children's answers. Either way it's about getting the children to explore vocabulary.


(big/small/cuddly/furry/fluffy/brown....

Name _____

Join the dots to reveal the full picture!



My teddy bear is...





Mr Bear



Mrs Bear

המבט על חג המולד

